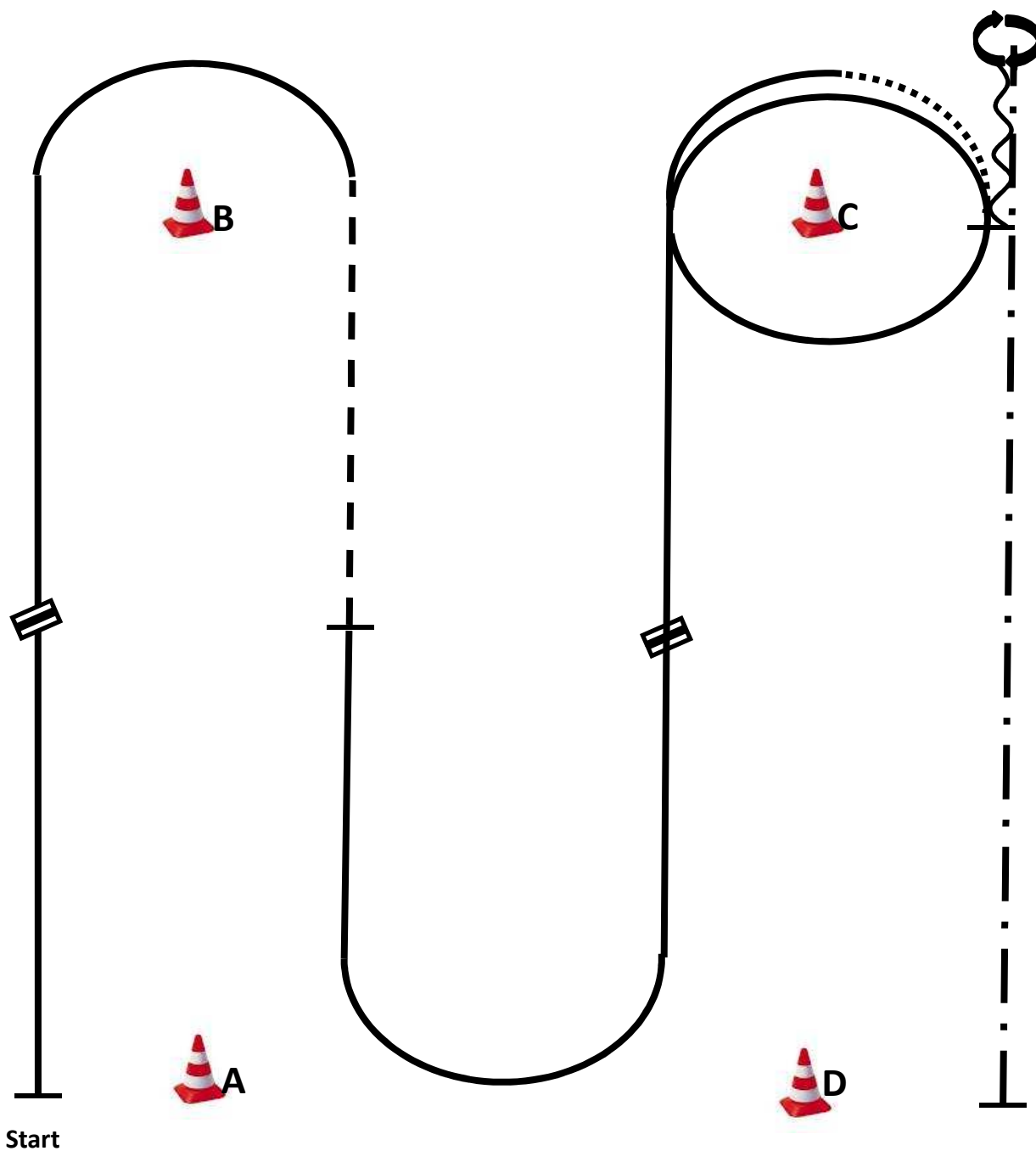


Q-Pattern 11: WHS LK 1/2 A/B



WARM UP AREA

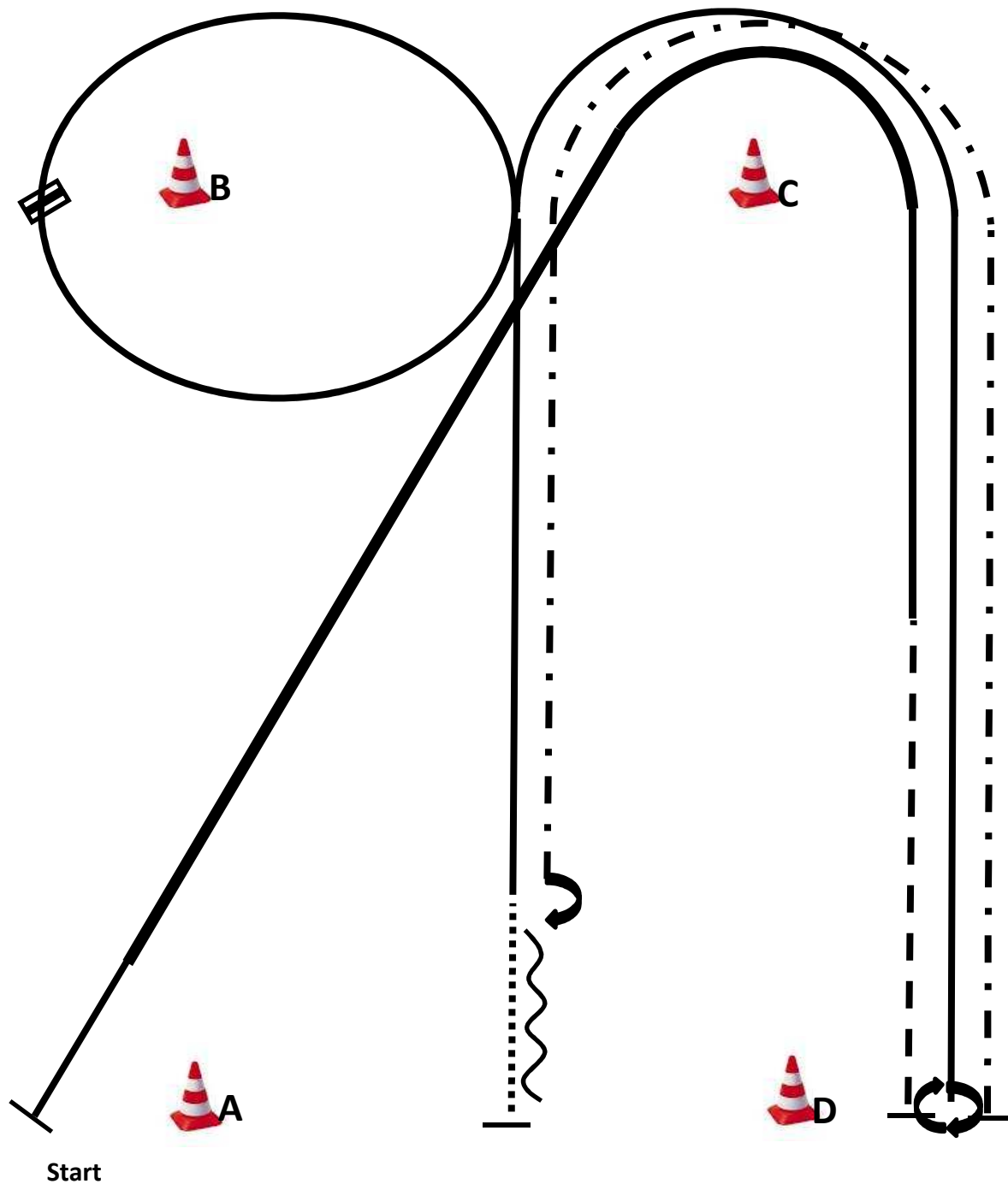
1. Be ready at A, lope right lead, lead change, lope left lead.
2. Jog, stop.
3. Lope left lead, lead change, lope right lead
4. Lope right lead around C.

5. Walk, stop.
6. Back one horse length.
7. 360° turn (opt. r/l).
8. Ext. Jog to D, stop.

Walk to warm up area.

	Back
	Lope
	ext. Lope
	Jog
	Ext. Jog
	Walk
	Lead change flying/simple

Q-Pattern 12: WHS LK 1/2 A/B



WARM UP AREA

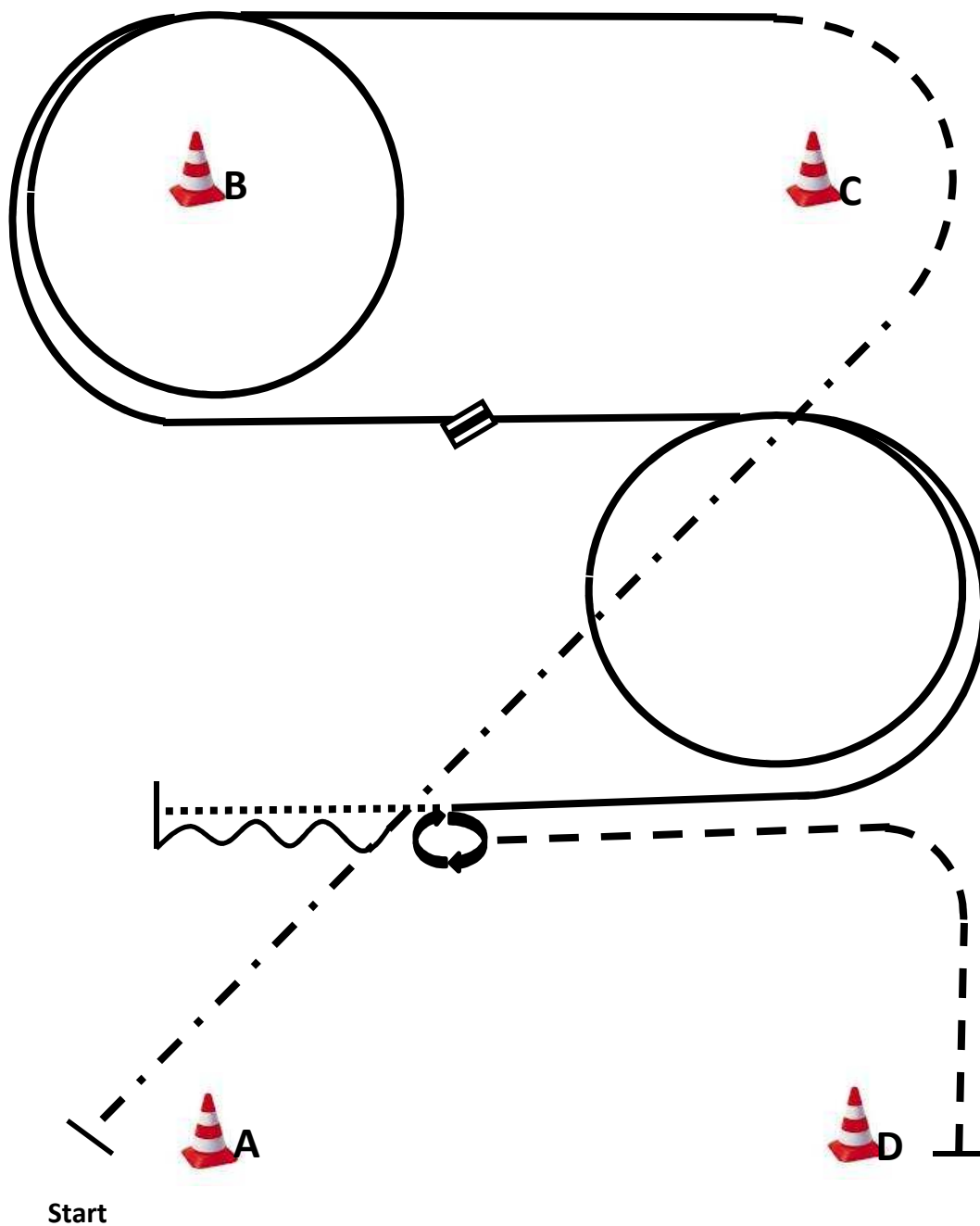
1. Be ready at A, lope right lead, ext.
2. Lope around C, lope right lead.
3. Jog, stop.
4. 540° turn (opt. r/l).
5. Lope left lead around C and B.
6. lead change, lope right lead.

7. Walk, stop.
8. Back one horse length, 180° turn (opt. r/l).
9. Ext. Jog around C to D, stop.

Walk to warm up area.

	Back
	Lope
	ext. Lope
	Jog
	Ext. Jog
	Walk
	Lead change flying/simple

Q-Pattern 13: WHS LK 1/2 A/B



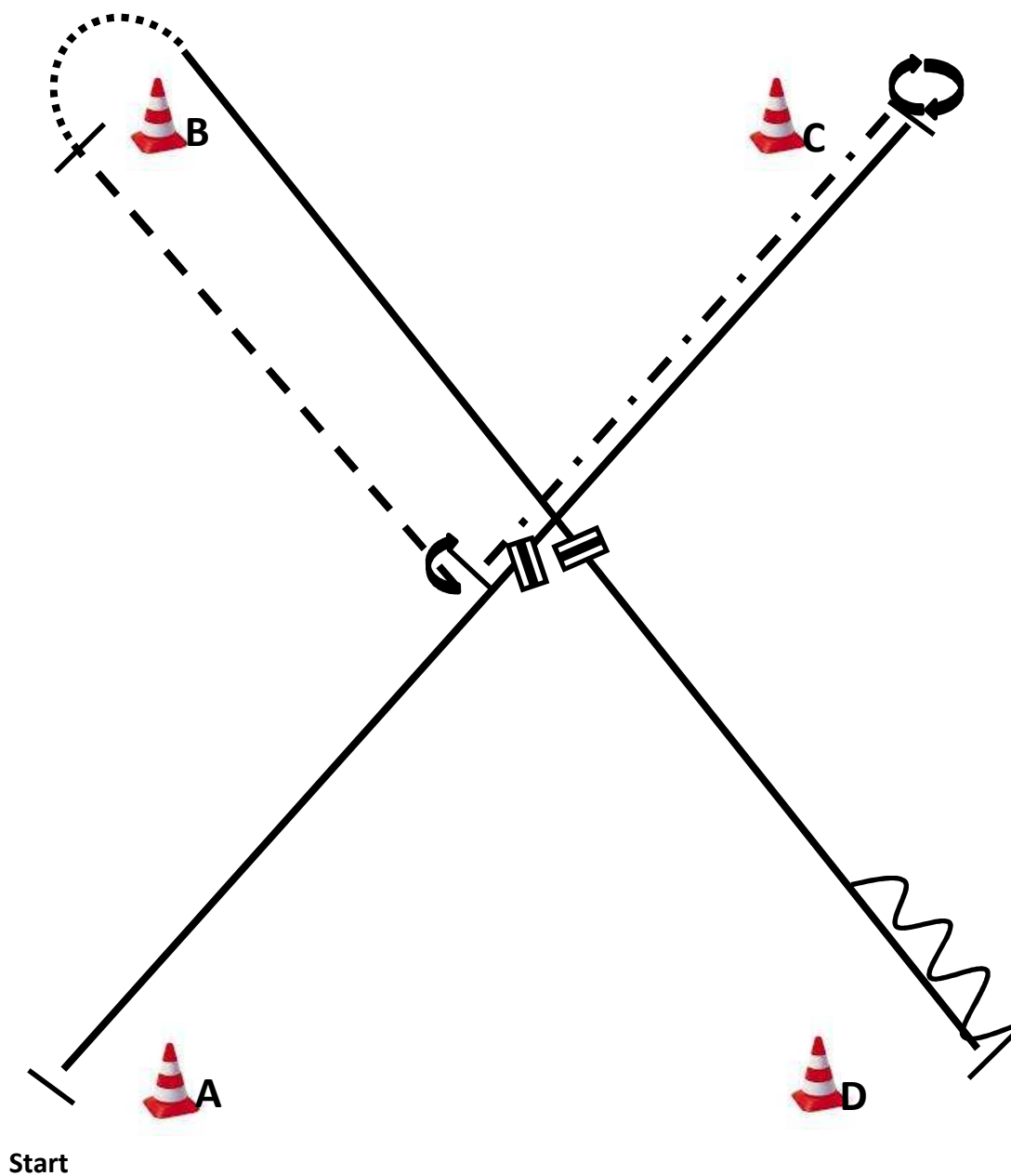
WARM UP AREA

1. Be ready at A, ext. Jog to C.
2. Jog around C.
3. Lope circle left lead around B.
4. Lead change, lope circle right lead.
5. Walk, stop.
6. Back one horse length, stop.

7. 540° turn (opt. r/l).
 8. Jog to D, stop.
- Walk to warm up area.

	Back
	Lope
	ext. Lope
	Jog
	Ext. Jog
	Walk
	Lead change flying/simple

Q-Pattern 14: WHS LK 1/2 A/B



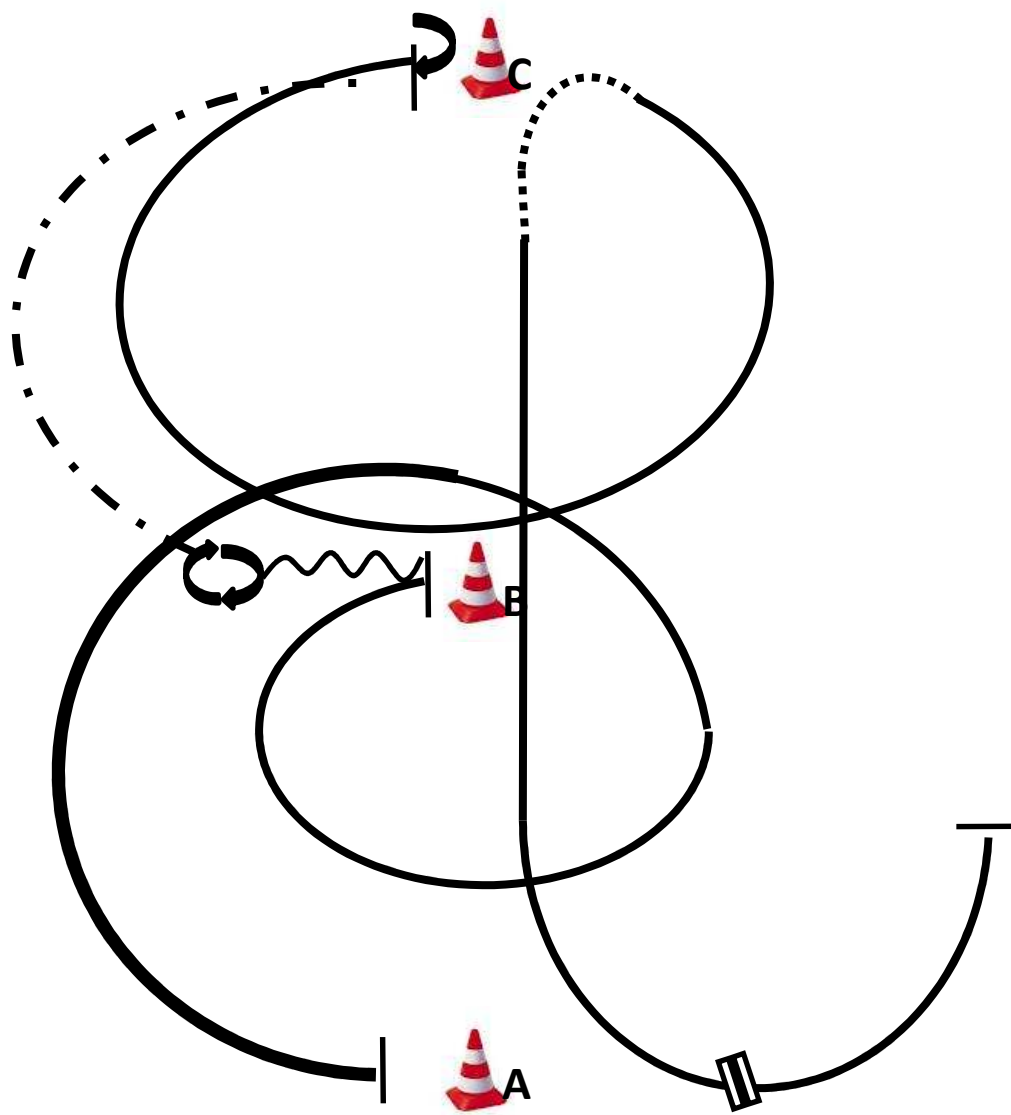
1. Be ready at A, lope left lead.
2. Lead change, lope right lead, stop.
3. 540° turn (opt. r/l).
4. Ext. Jog, stop
5. 90° turn right, jog to B.
6. Stop, walk around B.

7. Lope right lead, lead change, lope left lead, stop.
8. Back one horse length, stop.

Walk to warm up area.

	Back
	Lope
	ext. Lope
	Jog
	Ext. Jog
	Walk
	Lead change flying/simple

Q-Pattern 15: WHS LK 1/2 A/B



Start

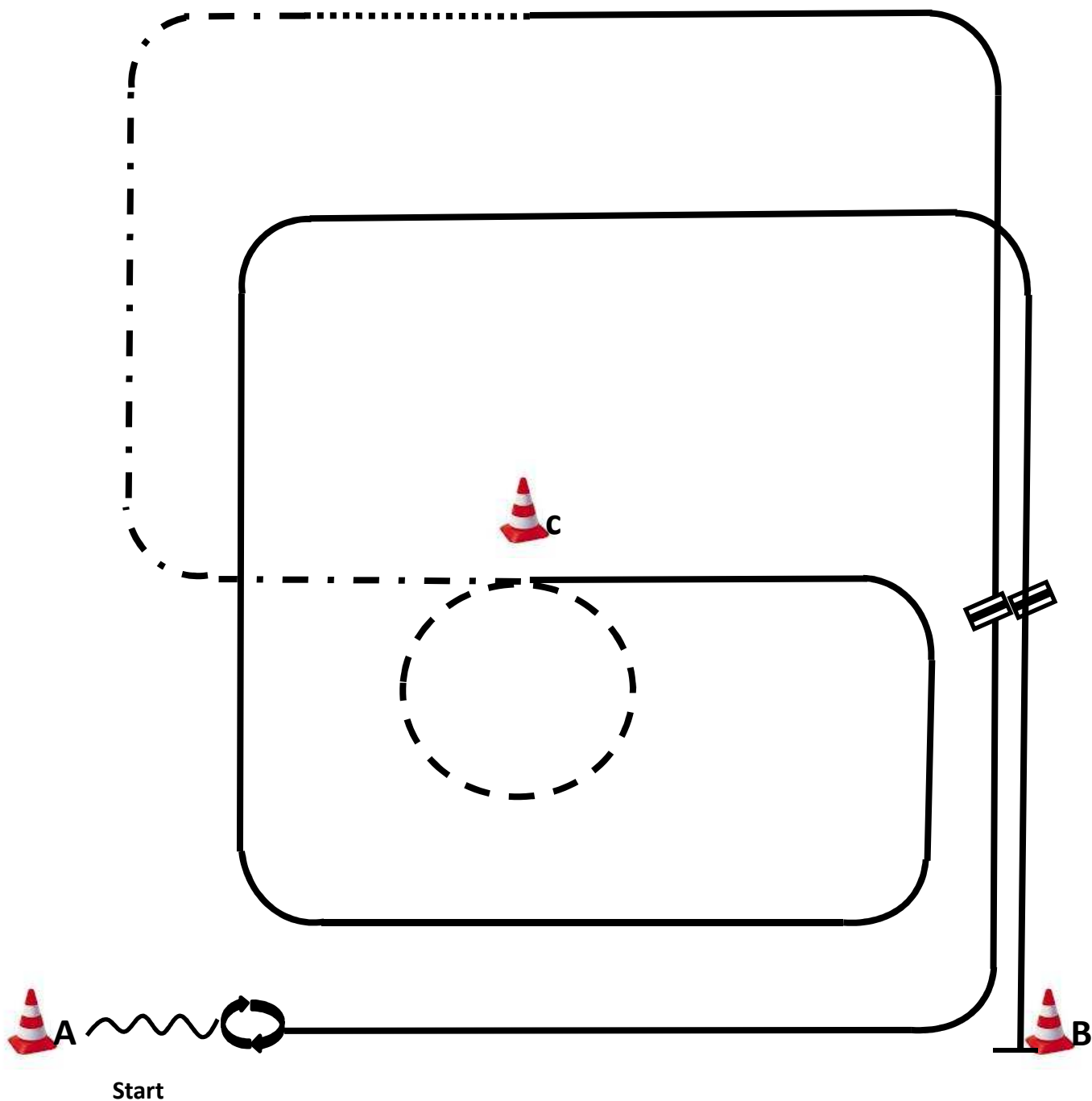
WARM UP AREA

1. Be ready at A (A is behind you), lope right lead around B, the first half circle ext. Lope.
2. The second half circle collected Lope, stop in front of B.
3. Back one horse length.
4. 540° turn (opt. r/l).

5. Ext. Jog to C, stop in front of C.
 6. 180° turn (opt. r/l), Lope left lead.
 7. Walk, lope right lead.
 8. Lead change, lope left lead, stop.
- Walk to warm up area.

	Back
	Lope
	ext. Lope
	Jog
	Ext. Jog
	Walk
	Lead change flying/simple

Q-Pattern 16: WHS LK 1/2 A/B



WARM UP AREA

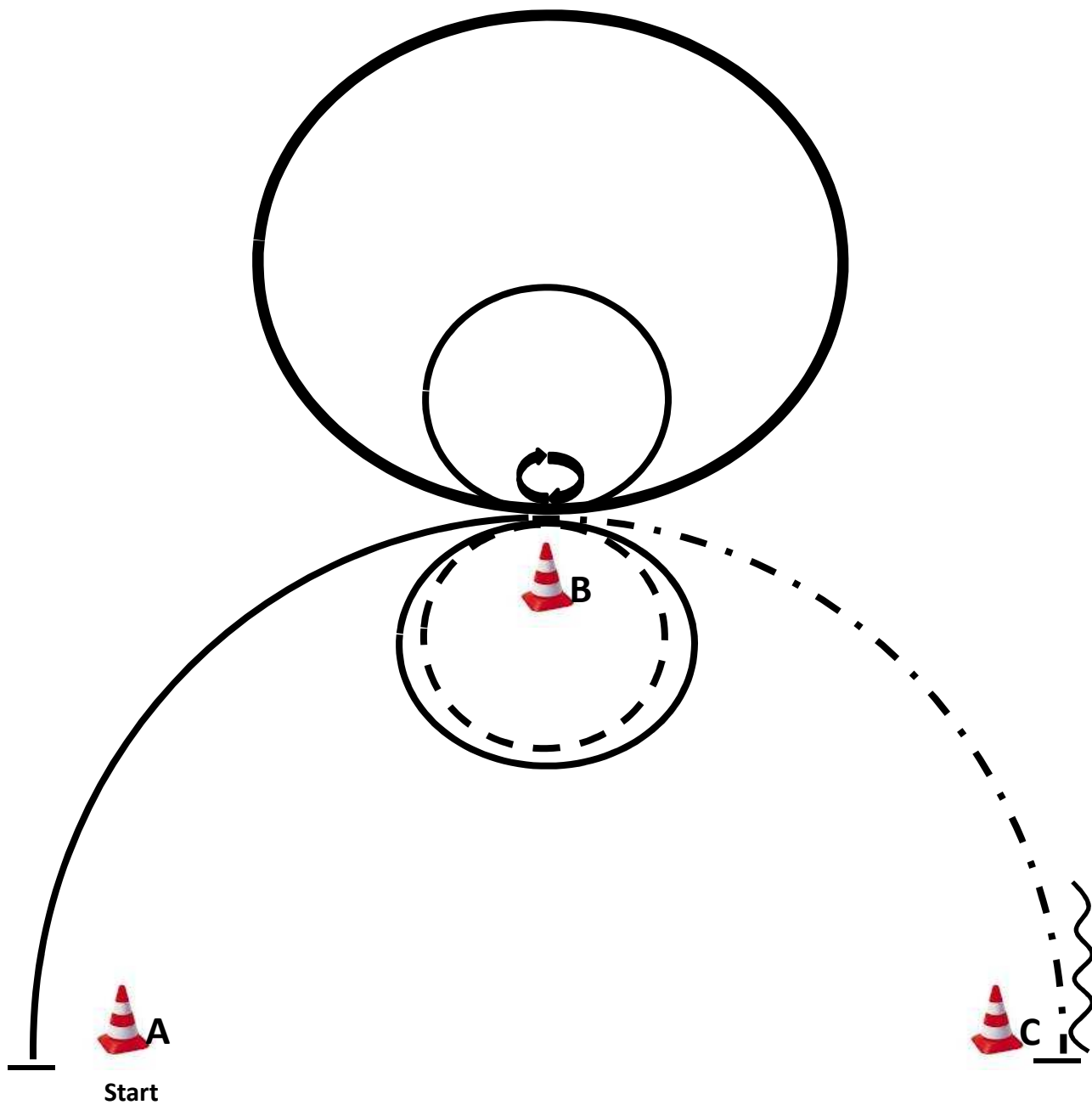
1. Be ready at A (A is in front of you), back one horse length.
2. 540° turn (opt. r/l).
3. Lope left lead, lead change.
4. Lope right lead, walk.
5. Ext. Jog, to C.

6. Jog small circle.
7. Lope right lead.
8. Lead change, lope left lead, stop.

Walk to warm up area.

	Back
	Lope
	ext. Lope
	Jog
	Ext. Jog
	Walk
	Lead change flying/simple

Q-Pattern 17: WHS LK 1/2 A/B



WARM UP AREA

1. Be ready at A, lope right lead to B, stop.
2. 360° turn (opt. r/l).
3. Lope left lead two circles, the first circle large ext. Lope.
4. The second circle small and regular lope.

5. Jog right around B.
 6. Lope right lead around B
 7. ext. Jog to C, stop.
 8. Back one horse length, stop.
- Walk to warm up area.

	Back
	Lope
	ext. Lope
	Jog
	Ext. Jog
	Walk
	Lead change flying/simple