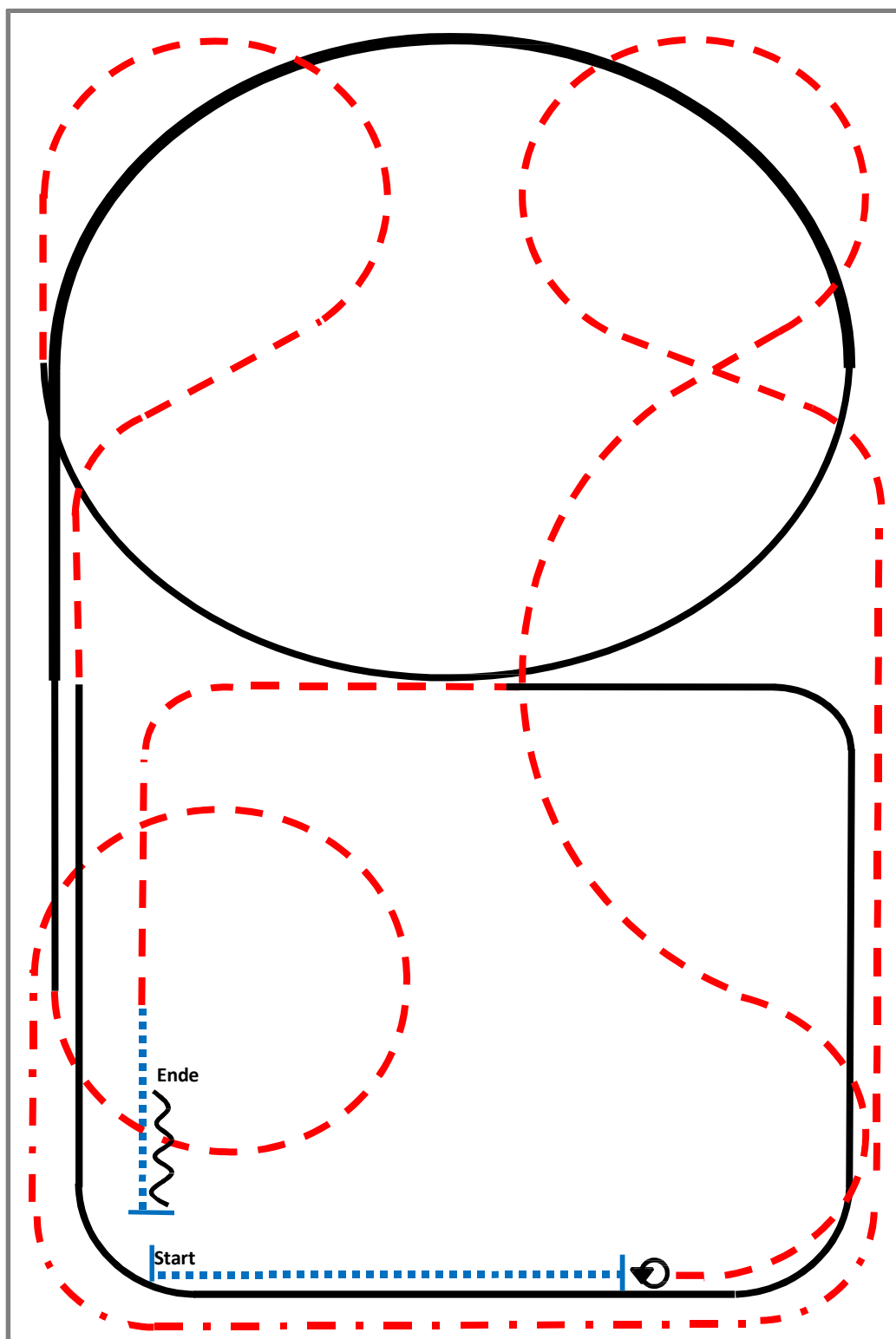









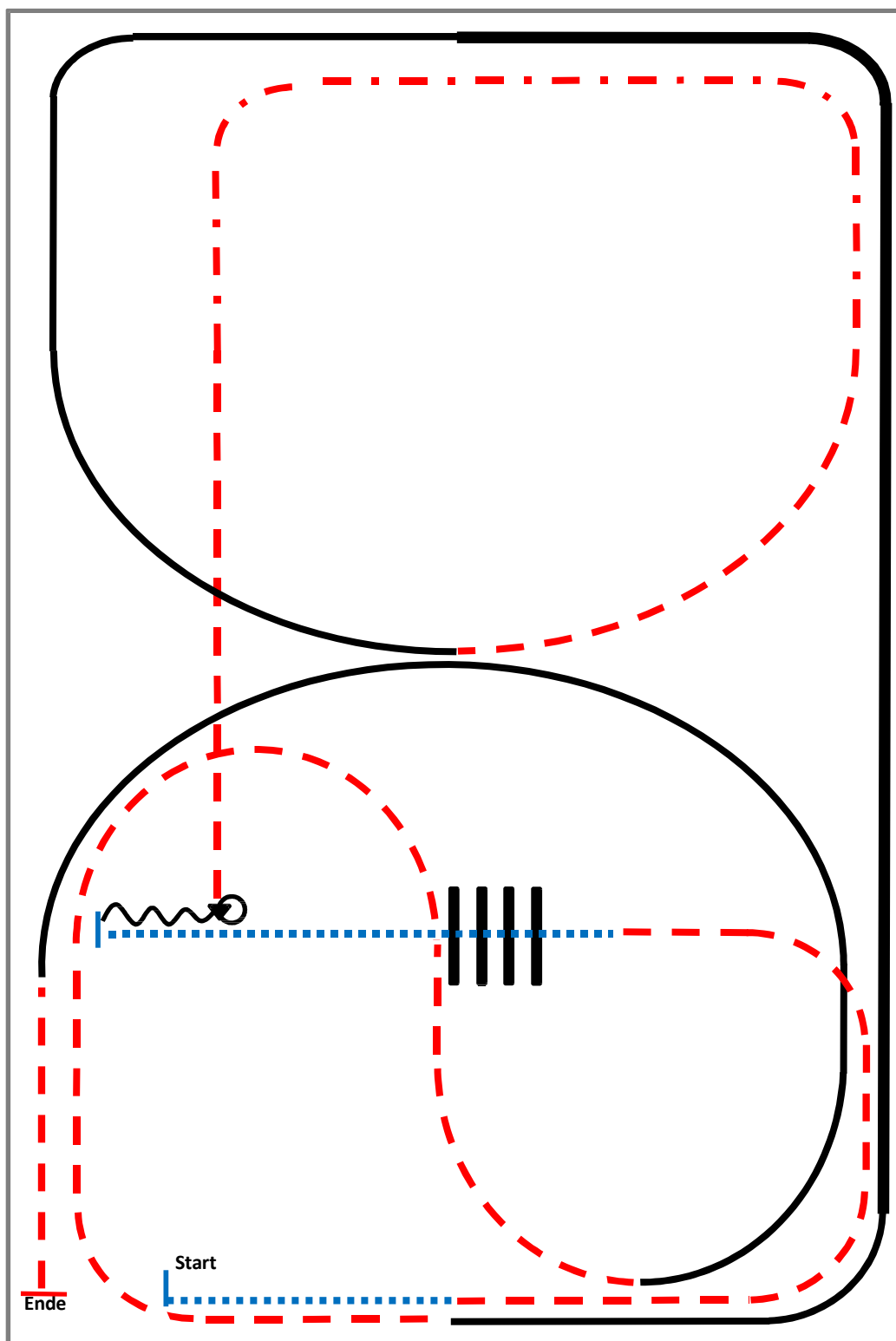
Pattern RR 2017 #1: LK 4/5 A/B (auch für Hallen und Plätze 20x40m)



- 1) Walk.
- 2) Stop, turn 360° each direction either way first.
- 3) Trot.
- 4) Extended trot, trot small circle.
- 5) Lope right lead, extended lope, lope.
- 6) Trot.
- 7) Lope left lead.
- 9) Trot, walk.
- 10) Stop.back.

	Back
	Lope
	Ext. Lope
	Trot
	Ext. Trot
	Walk
	Lead change flying/simple

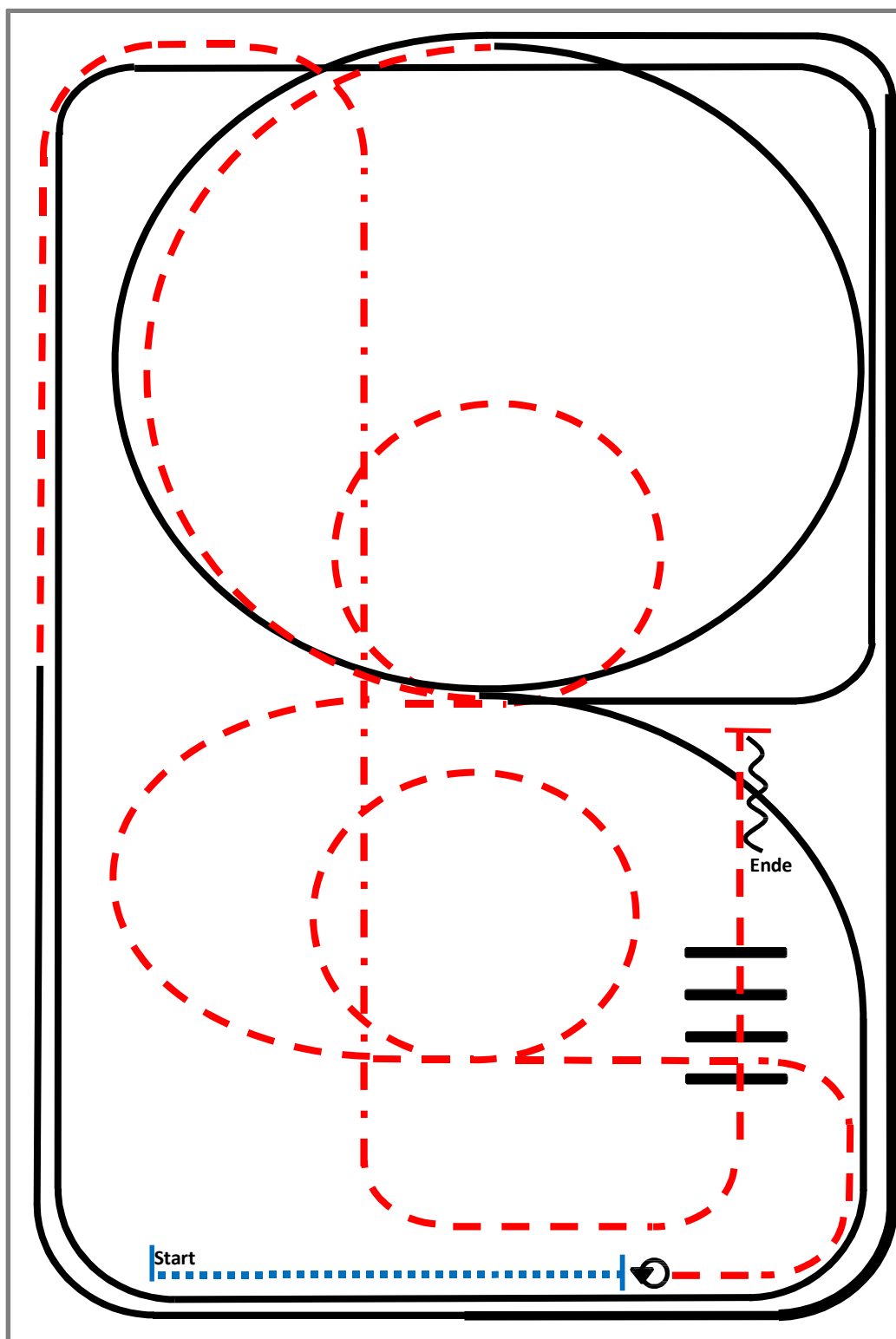
Pattern RR 2017 #2: LK 4/5 A/B (auch für Hallen und Plätze 20x40m)



- 1) Walk.
- 2) Trot.
- 3) Walk over, walk.
- 4) Stop, back, 90° turn right.
- 5) Trot, extended trot, trot.
- 6) Lope right lead.
- 7) Extended lope, lope.
- 8) Trot.
- 9) Lope left lead.
- 10) Trot, stop.

	Back
	Lope
	Ext. Lope
	Trot
	Ext. Trot
	Walk
	Lead change flying/simple

Pattern RR 2017 #4: LK 4/5 A/B (auch für Hallen und Plätze 20x40m)



- 1) Walk.
- 2) Stop, turn 180° each direction either way first.
- 3) Trot, small circle right, trot small circle left.
- 4) Lope left lead.
- 5) Trot ½ circle right.
- 6) Lope right lead circle.
- 7) Lope, extended lope, lope.
- 8) Trot.
- 9) Extended trot.
- 10) Trot, trot over, trot.
- 11) Stop, back.

	Back
	Lope
	Ext. Lope
	Trot
	Ext. Trot
	Walk
	Lead change flying/simple